

# Paying FBLC Registration and Tuition Fees

Start by paying the Registration Fees

Go to:

[www.fbcpc.com/learning-center](http://www.fbcpc.com/learning-center)

**FIRST BAPTIST LEARNING CENTER**

FBLC is a faith-based preschool that offers part-time and full-time programs for your two, three and four year old student.

**Preschool Morning Program Hours**  
8:30 am to 12:00 pm

**Extended Care Hours**  
6:30 am to 6:00 pm

Like us on on [Facebook](#).

To enrich our learning environment we offer:

- Supervised Outdoor Time
- Field Trips

**CONTACT**


Lisa Hendricks  
Director  
813-754-1773  
[lhendricks@fbcpc.com](mailto:lhendricks@fbcpc.com)

**PAY SUMMER TUITION**

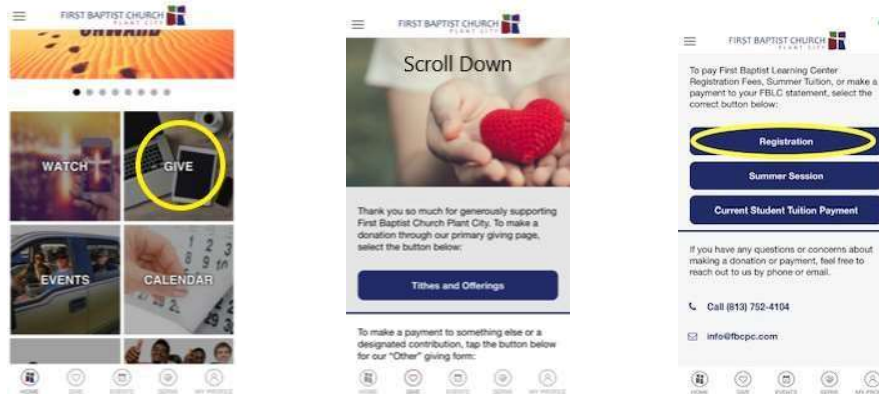
**PAY REGISTRATION FEES**

Or using the Mobile app:

Download the FBCPC mobile app from the Google Play Store or the Apple App Store (FBCPC – FBC Plant City)



Once installed, click on the “Give” button



Navigate to the “Registration”. Click that button and you will be directed to a form to complete your Registration Fee payment. This will create your Student Tuition Statement for the current school year. These statements are per student in lieu of family statements. You will complete a Registration form for each student.

If this is the first time you have been on this page, you’ll need to create a login for your family. This will be the log in you will use to continue to make tuition payments throughout the year. If you are a church member or had a student here in previous years, this is the same login you use for online giving or previous tuition payments.

Once the Registration Fees are completed, the tuition program fees will be added before the start of the new school year. You will be able to make payments to the invoices directly.

## Making Tuition Payments

There are two options for paying your invoices...

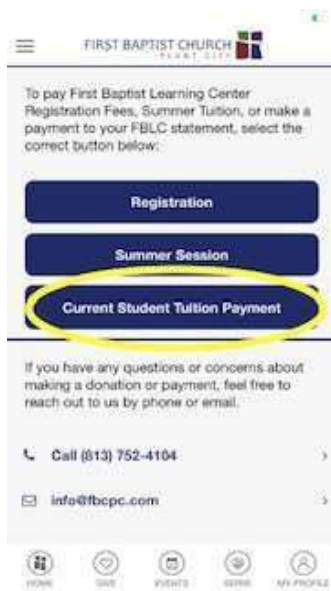
1.) Navigate to [www.FBCPC.com](http://www.FBCPC.com) and choose “Give” at the top right.

Log in if prompted using the same login credentials established when you paid your Registration fees.

Select “Your Account”

Select “My Invoices”

2.) Access the Mobile App and choose, “Give” and scroll down to:



Log in if prompted using the same login credentials established when you paid your Registration fees.

From here you will see your child’s/children’s invoices for FBLC.

Click on each child’s invoice to make a payment. The open invoice(s) will say “Some Paid”.

At any time you are able to set up recurring payments or pay one time using the options provided.

If you have any questions, you can reach out to Paige or Kim or you may reach out to me directly in the FBCPC Church Office.

Tricia Shinneman  
Data Coordinator Financial Assistant  
tshinneman@fbpc.com  
(813) 752-4104 x 1043 office



503 N Palmer Street  
Plant City, FL 33563